




## Optional Lids for Type-A & Type-C Frames (Touch Read)




11 1/2" BTA3L-PW



8"BTC1L-WS  
Dual Purpose




11 1/2" BTC3L-WS  
11 1/2" BTA3L-WS  
Dual Purpose




11 1/2" BTC3L-WSDD  
Double Dual Purpose

## Flat Covers



Solid Cover



Flipper

| Catalog Numbers with Flipper Lid | Catalog Numbers without Flipper Lid | Tile Size | Approx. Wt. Lbs. |
|----------------------------------|-------------------------------------|-----------|------------------|
| #6130-18 Light Wt.               | #720 Light Wt                       | 18"       | 31.0             |
| #6140-18 Heavy Wt.               |                                     | 18"       | 40.0             |
| #6160-24 Light Wt.               |                                     | 18"       | 110.0            |
| #6165-24 Heavy Wt.               |                                     | 24"       | 115.0            |
| #6190-27 Light Wt.               |                                     | 24"       | 120.0            |
| #6195-27 Heavy Wt.               |                                     | 24"       | 115.0            |
|                                  |                                     | 24"       | 120.0            |